



# TLÜ kangakudujate tegemised

## VAIBAGALERII




Iris Ülem






Anna Lutter





**Monika Avalaid**

Julia Toots




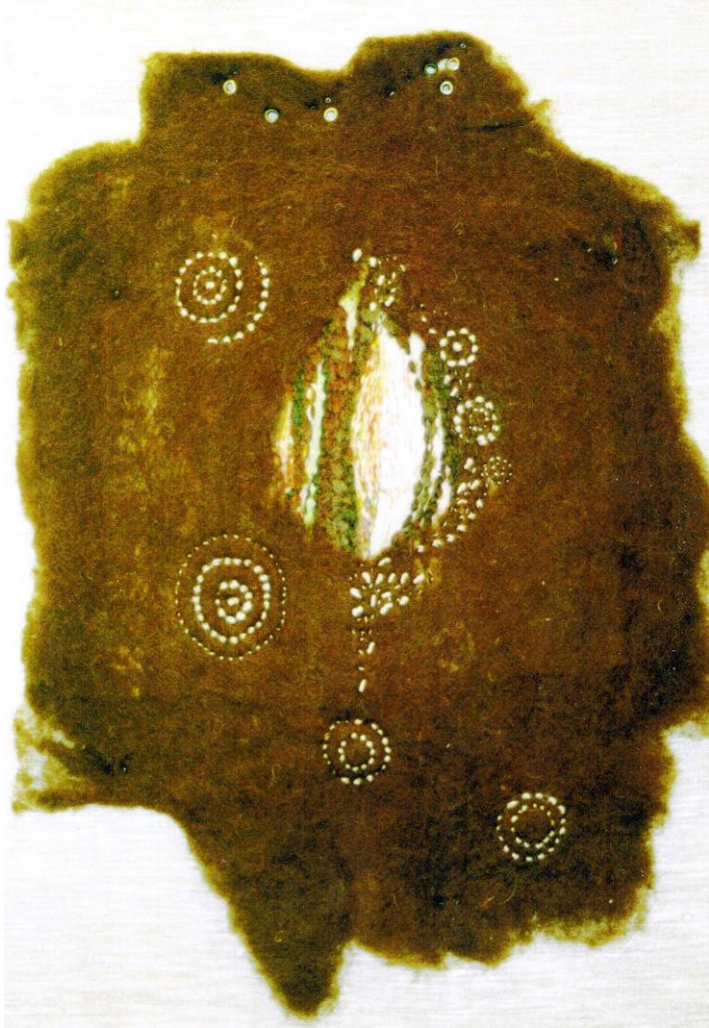
# Kaltsuvaip ruumis

















Aiki Kuusk



Mairika Esko



Liivia Valk, 2012



Lisete Lige, 2012



İris Ülem, 2010



Kätlin Tavas, 2012

Doris-Kelly  
Akkerman





Kaire Saagpakk






Anneli Minn



Annika Kangur



Mari Tamming



Liris Ülem





Triinu Pärnapuu



Liivia Valk



Lisete Lige



Katrin Dulder



Liisi Saapar

Doris-Kelly Akkerman



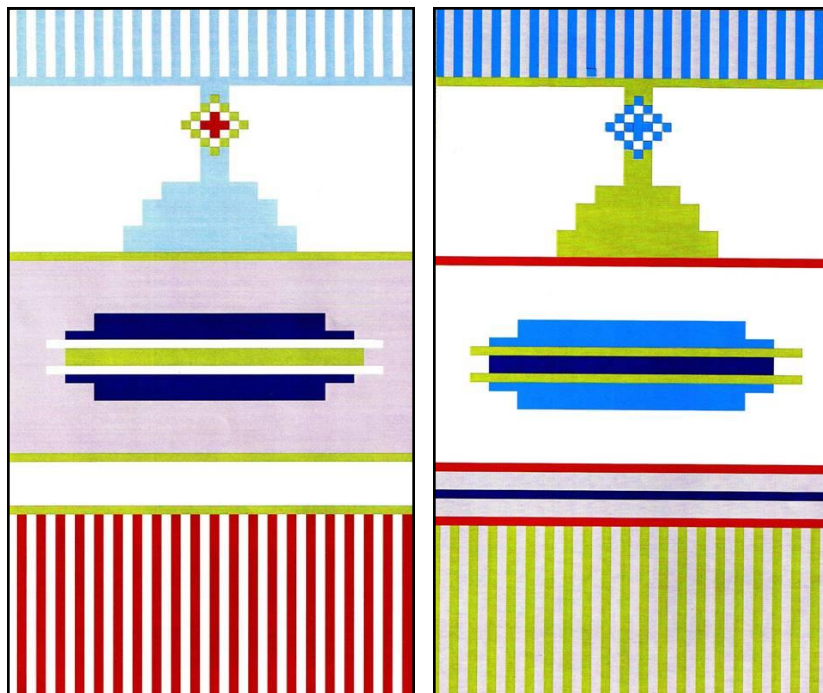
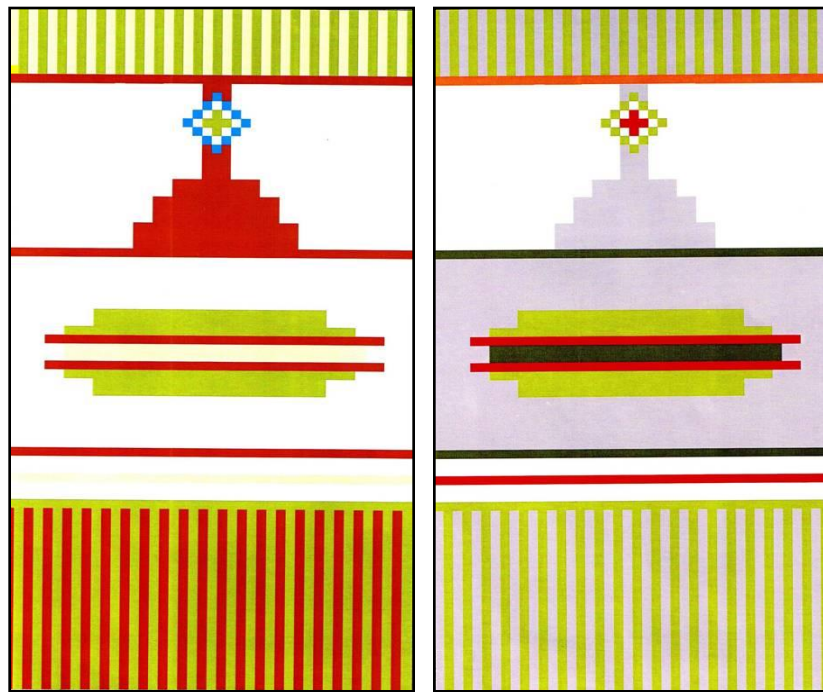
Anna Lutter





# Piret Jaagusoo





Eva Reinberk

Tallinna Ülikool  
Matemaatika ja Loodusteaduste Instituut  
Tööõpetuse osakond

Karita Rikk

# **Taaskasutusring- Säästutekstiilid Interjööris**

Bakalaureusetöö

**Lisa 6. – Esitlus.**

Juhendaja: lektor Tiia Artla

Tallinn 2009

# Aktuaalsus

- 100 aastat tagasi:
  - valgustamiseks petrooliumlamp;
  - pakkematerjalideks paber ja kangas.
- Tänapäeval:
  - valgustamiseks elekter;
  - pakkematerjalideks plastmass ja kile.
- Probleem prügilatega.
- Kile taaskasutusmaterjalina = loodushoid.

# Bakalaureusetöö **eesmärgiks** on:

... anda lühiülevaade plastiku kasutamisest tänapäeval ning sellega kaasnevast mõjust keskkonnale ning suunata tähelepanu võimalusele kududa kasutatud kilest kodumiljõesse sobivaid vaipu.

# Ülesanded:

- internetiallikate ja kirjanduse kaudu teemakohase info kogumine ja süntees;
- kasutatud kilematerjali kogumine;
- tekstiilide kavandamine ja kilematerjali ettevalmistamine kudumiseks;
- Power Point esitluse koostamine tekstiilide valmistamisest ülevaate andmiseks;
- sisustustekstiilide teostamine.

# Sisukord

## **1. PAKEND JA KESKKOND**

1.1. Eesti prügilad.

1.2. Pakendi taaskasutamissüsteemi  
loomisest Eestis.

# 2. KILE TEISED PLASTIKUST MATERJALID

- 2.1. Ülevaade plastiku kasutamisest.
- 2.2. Plastikpakendi kasutamise mõju keskkonnale;
- 2.3. Kuidas sorteeritakse plastikut?
- 2.4. Mida teha plastikust jäätmetega?
- 2.5. Kogutud plastiku edasine saatus.





# 3. IDEE



- 3.1. Vaip nr 1
- 3.2. Vaip nr 2
- 3.3. Vaip nr 3
- 3.4. Uksekate

# Eeltööd





**Siduse  
määramine,  
labane sidus**



**Vaip nr 1**

Vaip nr 2





**Algmaterjal**



Lõigatud materjal

**Kudumine**

Kudumiseks volditi kile kokku





Kudumiseks volditi kile kokku



Kudumiseks volditi kile kokku



Vaiba alguses ja lõpus on telliskivi muster

The image features a red and white checkered pattern, similar to a traditional Vaiba. The pattern consists of small, alternating squares of red and white, arranged in a grid. In the center of the image, there is a large, white, circular shape that overlaps the checkered pattern. The text "Vaiba keskel aga sik-sak muster" is written in black, sans-serif font across the center of the white circle.

Vaiba keskel aga sik-sak muster

**Viimistlemine**



Lõimelõngade sidumine

The image shows a close-up of a pink woven mesh material. The mesh is made of a thick, white, braided cord that forms a diamond-shaped pattern. The background is a bright pink fabric with a ruffled or pleated texture. Small, white, cylindrical plastic fasteners are visible at the intersections of the mesh cords, securing them together. The overall appearance is that of a specialized textile or geotextile material.

Kileotste tagasi pööramine ja  
kinnitamine aedpistetega



Üleliigsete kileotste ja narmaste  
parajaks lõikamine



A finished crocheted blanket, likely made of cotton or wool yarn. The blanket features a central circular motif composed of white and pink squares, surrounded by a border of alternating pink and white horizontal stripes. The edges of the blanket are finished with a fringed or ruffled border. The text "Valmis vaip" is overlaid on the left side of the image.

**Valmis vaip**

**Vaip nr 3**

Uksekatte

**Materjal**





**Kudumine**

**Viimistlemine**



Üleliigsete kileotste ja narmaste  
parajaks lõikamine

A roll of fabric with a repeating pattern of red and white floral or leaf-like motifs. The fabric is tightly packed and appears to be a finished product. The text "Valmis vaip" is overlaid in the center.


Valmis vaip

A rectangular mat made of red and white paper scraps, laid on a wooden floor. The mat is composed of numerous small, irregular pieces of paper, some red and some white, which are layered together to form a textured surface. The mat is placed on a light-colored wooden floor with visible grain. The text "Valmis uksekate" is overlaid in the center of the mat.

Valmis uksekate









Rita Leesmäe




Liisu Kaidla



Kelli Rinne



Maria Christy Tugedam



Rita Leesmäe





2016

Helena Tõnsau




Paula-Rahel Kabin





Monika Häng






Kaire Saagpakk



Mirell Leinsalu







Gerli Piik