





## Instructions and Symbol Key























---

**Fabric:** 14 count Black Aida

**Stitches:** 145 x 155      **Size:** 10.36 x 11.07 inches or 26.31 x 28.12 cm

**Colours:** DMC

Use 2 strands of thread for cross stitch

<u>Sym</u>	<u>No.</u>	<u>Colour Name</u>	<u>Sym</u>	<u>No.</u>	<u>Colour Name</u>
	905	Parrot green		3346	Hunter Green
	732	Bronze green		470	Olive green
	796	Dark royal blue		995	Caribbean blue
	906	Apple green		907	Granny Smith green
	704	Lime green		996	Electric blue
	964	Light sea green		3688	Pink mauve
	760	Grenadine pink		166	Moss green
	3820	Maze yellow		676	Savannah gold
	726	Mimosa yellow		3822	Light straw yellow
	3747	Pale candy blue		3756	Cloud blue
	3354	Hydrangea pink		3731	Dark Hydrangea pink

This chart has been designed and printed with our best intentions of being without mistakes. However, the possibility of human error, printing mistakes or the variation of individual stitching does exist, and we regret that we cannot be responsible for this.

Produced using Cross Stitch Professional for Windows [www.dpsoftware.co.uk](http://www.dpsoftware.co.uk)