



## Instructions and Symbol Key























---

**Fabric:** 14 count Black Aida

**Stitches:** 123 x 122                      **Size:** 8.79 x 8.71 inches or 22.32 x 22.13 cm

**Colours:** DMC

Use **2** strands of thread for cross stitch

<u>Sym</u>	<u>No.</u>	<u>Colour Name</u>	<u>Sym</u>	<u>No.</u>	<u>Colour Name</u>
	469	Dark moss green		826	Medium sea blue
	906	Apple green		813	Light blue
	347	Egyptian red		3801	Tulip red
	721	Papaya orange		351	Coral
	208	Pansy lavender		209	Lilac
	899	Medium rose		166	Moss green
	907	Granny Smith green		3348	Lettuce heart green
	3827	Beech brown		307	Lemon
	157	Light cornflower blue		828	Morning sky blue
	3779	Pale terracotta		153	Lilac rose
	3865	Winter white		310	Black

This chart has been designed and printed with our best intentions of being without mistakes. However, the possibility of human error, printing mistakes or the variation of individual stitching does exist, and we regret that we cannot be responsible for this.

Produced using Cross Stitch Professional for Windows [www.dpssoftware.co.uk](http://www.dpssoftware.co.uk)