

## Instructions and Symbol Key























---

**Fabric:** 14 count Black Aida

**Stitches:** 78 x 92                      **Size:** 5.57 x 6.57 inches or 14.15 x 16.69 cm

**Colours:** DMC

Use 2 strands of thread for cross stitch

<u>Sym</u>	<u>No.</u>	<u>Colour Name</u>	<u>Sym</u>	<u>No.</u>	<u>Colour Name</u>
	3345	Dark Hunter Green		898	Teak brown
	3740	Dark antique violet		317	Steel grey
	3363	Herb green		3022	Elephant grey
	797	Royal blue		798	Cobalt blue
	809	Gentle blue		470	Olive green
	3761	Light Sky Blue		167	Dark mustard brown
	3013	Resin green		3348	Lettuce heart green
	834	Light brass		648	Pepper grey
	772	Celery green		211	Pale violet
	819	Baby pink		309	Dark raspberry rose
	3354	Hydrangea pink		3607	Pink plum

This chart has been designed and printed with our best intentions of being without mistakes. However, the possibility of human error, printing mistakes or the variation of individual stitching does exist, and we regret that we cannot be responsible for this.

Produced using Cross Stitch Professional for Windows [www.dpsoftware.co.uk](http://www.dpsoftware.co.uk)