


















**Versatile spray accessories make your hot cleaner
to all-rounder
parts cleaning**





<p>•Material Number Standard</p> <p>•Material Number in stainless steel</p>	<p>Description</p>	<p>Picture</p>
<p>SR-BS-A</p> <p>ESR-BS-A</p>	<p>Option Spray gun with quick change coupling device, 2 m hose with heat protection and plug nipple. Standard jet pipe will not be included, if this option is chosen.</p> <p>In stainless steel version fix mounted, without nipple</p>	
<p>SR-BS</p> <p>ESR-BS</p>	<p>Retrofit Kit: Spray gun with quick change coupling device, 2 m hose with heat protection and plug nipple.</p> <p>In stainless steel version fix mounted, without nipple</p>	
<p>SR-AD</p>	<p>Adapter from hand screw connection to quick change coupling</p>	
<p>SR-ST</p> <p>ESR-ST</p>	<p>Standard – jet pipe</p>	
<p>SR-IR</p> <p>ESR-IR</p>	<p>Slim nozzle for cleaning into holes</p>	






<p>•Material Number Standard</p> <p>•Material Number in high-grade steel</p>	<p>Description</p>	<p>Picture</p>
<p>SR-HO</p> <p>ESR-HO</p>	<p>Nozzle with 120° angle for cleaning into tubes</p>	
<p>SR-SL</p> <p>ESR-SL</p>	<p>Rigid, thin blind hole nozzle , Ø 4 mm</p>	
<p>SR-ES</p> <p>ESR-ES</p>	<p>Rigid, thin blind hole nozzle , also for cleaning electrostatic filter elements Ø 5 mm, 4 x 90° angle</p>	
<p>SR-FX</p> <p>ESR-FX</p>	<p>Flexible nozzle for holes and tubes</p>	
<p>SR-PT</p> <p>ESR-PT</p>	<p>Nozzle with 0° angle for very stubborn pollutions</p>	
<p>SR-PI</p> <p>ESR-PI</p>	<p>Synthetic brush</p>	
<p>SR-PI E</p> <p>ESR-PI E</p>	<p>Stainless steel brush</p>	
<p>SR-BA</p>	<p>Adapter für Mink brushes in variable configuration</p>	

<p>•Material Number Standard</p> <p>•Material Number in high-grade steel</p>	<p>Description</p>	<p>Picture</p>
<p>SR-TB</p>	<p>Brush plate Mink d=45mm incl. adapter</p>	
<p>SR-FA</p> <p>ESR-FA</p>	<p>Changeable insert with high water performance for surfaces. Reduced pressure and temperature.</p>	 <p>asymmetrischer Flachstrahl</p>
<p>SR-ND</p> <p>ESR-ND</p>	<p>Needle jet with outer diameter 2,5mm for small holes and blind holes, with protective cap; from 4 bar</p>	
<p>SR-RT</p>	<p>Rotary table diameter 300 mm in Aluminium, max load capacity 40 kg</p>	
<p>SR-AU N</p>	<p>Holder for changeable inserts in stainless steel</p>	
<p>SR-SM</p>	<p>Protection mat for grid of the modell 1000 SR 900x600 mm in Vinyl</p>	

Special nozzles - and executions on request!

**Versatile accessories make your hot cleaner
to all-rounder
machines and large part cleaning**

•Material Number Standard •Material Number in high-grade steel	Description	Picture
SR-FU	Foot switches with 2 m hose and handle, operation via the foot switch, integrated in cleaning equipment <i>Not available in stainless steel</i>	
SR-BSL-A <i>ESR-BSL-A</i>	Option spray gun for the lance with hand screw connection device, 5m hose and nipple. Standard lance will not be included, if this option is chosen. <i>In stainless steel version fix mounted, without nipple</i>	
SR-BSL <i>ESR-BSL</i>	Retrofit kit: spray gun for the lance with hand screw connection device, 5m hose and nipple. <i>In stainless steel version fix mounted, without nipple</i>	
SR-DV	Pressure adjustment at the pistol	

•Material Number Standard •Material Number in high-grade steel	Description	Picture
SR-LA 600 SR-LA 900 SR-LA 1200 ESR-LA 600 ESR-LA 900 ESR-LA 1200	Lance in length 600/900/1200 mm as a changeable insert with a power nozzle In stainless steel V2A	
SR-FA 600 SR-FA 900 SR-FA 1200 ESR-FA 600 ESR-FA 900 ESR-FA 1200	Lance in length of 600/900/1200 mm as a changeable insert with a flat-jet nozzle asymmetric In stainless steel V2A	
SR-DL	For the series 1000 SR-DP, 1000 SRE-DP, 1000 ESE and 1000 ESR. By means of a valve an additional lance can be activated to have the double water capacity and cleaning performance.	
SR-KL 850 SR-KL 1000	Push and pull lance 850 / 1000 mm incl. nipple and nozzle	
SR-034E ESR-034E	5 m extension hose with coupling device	

Special nozzles, lances and hoses on demand