

Dear Parents/Carers,



Curriculum News





Please find detailed below our plan of work for Term 2. The theme for this term is Victorian Christmas with sharing assemblies for the term as follows:

- 10th November- Neptune
- 17th November- Mercury
- 24th November - Pluto

In addition to these you are also very welcome to attend the remembrance service in church which will be at 9.15am on 16th November. The KS2 carol service in church will be on 13th December at 6pm. We would hope that all children from Y3-6 will be able to attend this, but if your child will not be able to, it is important that we know as soon as possible, thank you.

Whole School Topic- Festivals.

Personal, Social and Emotional Development	Physical Development
<p>We will be :</p> <ul style="list-style-type: none"> • Learning how to share and play co-operatively. • Talking about how we might find some things difficult. • Learning to follow the Golden Rules- Do be gentle, Do be kind and helpful, Do listen, Do look after property, Do be honest, Do work hard. • Learning about the importance of basic hygiene eg washing hands before lunch etc • Thinking about how we are individuals and that we are all special in some way. • Taking turns and developing our listening skills. • Sharing our thoughts and ideas in group sessions. • Thinking of ways to be helpful. • Thinking about how to be a good friend. • Developing and working on a Growth Mindset. 	<p>We will be:</p> <ul style="list-style-type: none"> • Developing skills needed to dress and undress independently for PE. • Developing fine motor skills and a correct pencil grip. • Beginning to learn how to form all out letters correctly, including writing our own names. • Developing confidence in climbing and travelling through and around equipment. • Understanding the importance of moving into a space and being aware of others. • Learning how to use simple tools correctly and safely eg scissors. • Playing simple outside games. • Moving our bodies to music. • Thinking about healthy food choices. • Increasing our confidence and control when moving on the outside equipment. 

Mathematical Development	Communication, Language and Literacy
<p>We will be:</p> <ul style="list-style-type: none"> • Learning to recognise and order numbers to 10 and then to 20. • Practising counting accurately. • Counting out amounts and matching to the correct numeral. • Recognising and naming common 3D shapes. • Using and naming the days of the week.. • Comparing the size of Autumn leaves. • Looking and at and making out own repeating patterns using leaves. • Weighing ingredients for cooking. • Find 1 more and 1 less than a given number. • Beginning to recognise coins. • Measuring and comparing objects according to length- linked to Stickman 	<p>We will be:</p> <ul style="list-style-type: none"> • Learning the letters b,f,h,l,j,v,w,x,y,z,qu how to write them correctly and sorting objects according to their initial sound. • Using 'robot voices' to sound out cvc words for reading and writing. • Listening and responding to stories linked to the topic. • Using puppets to act out stories. • Reading and writing tricky words from phase 2 letters and sounds. • Writing for different purposes including lists, speech bubbles, letters, invitations, recipes, Christmas cards. • Speaking and listening to each other in a range of situations. • Role playing in the Percy's Hut and the Christmas House. • Writing descriptions of Bonfire Night. • Learning new words linked to the topic. • Finding out about Queen Victoria and recording key facts. 
Expressive Arts and Design	Understanding the World
<p>We will be:</p> <ul style="list-style-type: none"> • Mixing own colours for different purposes. • Use 2Simple to create firework and Diwali pictures • Using the technique of collage. • Continuing to select our own resources. • Creating 3D art using Autumn resources. • Learning to sing songs and rhymes linked to the to topic. • Exploring light and dark colours. • Explore the technique of wax resist. • Designing our own Christmas sweets. • Looking at designs by William Morris. • Making Victorian Christmas decorations.  	<p>We will be:</p> <ul style="list-style-type: none"> • Taking part in the Nativity. • Finding out about the traditions linked to Bonfire Night, Diwali, and Christmas. • Finding out about Autumn and seasonal changes.. • Learning how to programme the Beebots. • Continuing to use the computers in our classroom and interacting with age appropriate software. • Exploring light sources and light and dark. • Sharing family traditions linked to Christmas. • Joining in Christmas activities at school-parties, Christmas dinner, Nativity. • Christmas cooking. • Sorting modern and Victorian toys into NOW/THEN- looking at similarities and differences. • Finding out about Victorian Christmas traditions. 