



Dear Parents/Carers,




Curriculum News

Please find detailed below our plan of work for Term 1. The theme for this term is Italy. Sharing assemblies for the the term are as follows:

- 22nd September- Jupiter
- 29th September- Venus
- 6th October- Y5 Mallydams special assembly
- 13th October- Mars

Whole School Topic- Italy

Personal, Social and Emotional Development	Physical Development
<p>We will be :</p> <ul style="list-style-type: none"> • Learning how to share and play co-operatively. • Getting used to the boundaries set in the classroom. • Learning to follow the Golden Rules- Do be gentle, Do be kind and helpful, Do listen, Do look after property, Do be honest, Do work hard. • Learning about the importance of basic hygiene eg washing hands before lunch etc • Thinking about how we are individuals and that we are all special in some way. • Taking turns and developing our listening skills. • Sharing our thoughts and ideas in group sessions. 	<p>We will be:</p> <ul style="list-style-type: none"> • Developing skills needed to dress and undress independently for PE. • Developing fine motor skills and a correct pencil grip. • Beginning to learn how to form all out letters correctly, including writing our own names. • Developing confidence in climbing and travelling through and around equipment. • Understanding the importance of moving into a space and being aware of others. • Learning how to use simple tools correctly and safely eg scissors. • Playing simple outside games. • finding different ways to move. • Moving our bodies to music. • Thinking about healthy foods. • Exploring the outside equipment • Thinking about healthy eating. 

Mathematical Development	Communication, Language and Literacy
<p>We will be:</p> <ul style="list-style-type: none"> • Learning to recognise and order numbers to 10 and then to 20. • Learning to count accurately. • Counting out amounts carefully. • Recognising and naming common 2D shapes. • Comparing amounts- which has more/less. • Learning to recognise the numicon shapes. • Looking at and making out own repeating patterns- using pizza topping ingredients. • Comparing the capacity of different containers. • Weighing and using pasta for capacity activities. • Weighing ingredients as part of cooking activities. <div style="text-align: center;">  </div>	<p>We will be:</p> <ul style="list-style-type: none"> • Learning the letters SATPINMDGOCKEUR, how to write them correctly and sorting objects according to their initial sound. • Using 'robot voices' to sound out cvc words for reading and writing. Listening and responding to stories linked to the topic. • Using puppets to act out stories. • Learning to recognise and think of rhyming words. • Reading and writing tricky words from phase 2 letters and sounds. • Writing for different purposes including lists, speech bubbles, letters, invitations, instructions for pizza making. • Reading recipes. • Speaking and listening to each other in a range of situations. • Role playing in the pizza restaurant • Using mark making to communicate meaning. <div style="text-align: right;">  </div>
Expressive Arts and Design	Understanding the World
<p>We will be:</p> <ul style="list-style-type: none"> • Learning how to mix colours. • Painting pictures of ourselves. • Using the technique of collage for example to make pictures of pizza. • Beginning to select our own resources. • Learning to sing songs and rhymes linked to the topic. • Learning the names of percussion instruments and using them to accompany songs. • Using knowledge from stories to take part in role play. • Looking at and responding to art work by Italian artists. • Building models of key Italian structures. • Exploring printing techniques, marks made by different objects. <div style="text-align: center;">  </div>	<p>We will be:</p> <ul style="list-style-type: none"> • Taking part in Harvest Festival. • Using ICT to find out about Italy including google earth. • Understanding how to use the computers in our classroom and interacting with age appropriate software. • Looking at seasonal changes. • Talking about ourselves and our families. • Creating our own time capsules to compare how we change. • Finding out where Italy is and key facts. Comparing Italy with local environment. • Designing and making own pizza. • Tasting and responding to food traditionally from Italy.