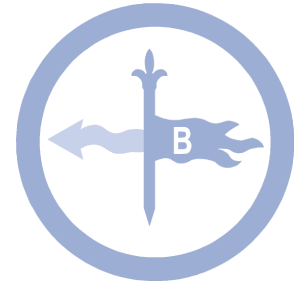


Burwash CE Primary School
 School Hill
 Burwash
 East Sussex
 TN19 7DZ
 Telephone: 01435 882440
 Fax: 01435 883020
 Email: office@burwash.e-sussex.sch.uk
 Website: www.burwash.e-sussex.sch.uk

CARING CHILDREN LOVING LEARNING



Dear Parents/Carers,



10 January 2017

Curriculum News

Please find detailed below our plan of work for Term 5. The theme for this term is Scotland. Remember that Pluto class have parent/carer reading sessions every Tuesday 2:50- 3:15pm. Sharing assemblies for the term will be as follows:




- 28th April- Mars
- 5th May- Venus

In addition to this there will be a service in church on 26th April to which you are all invited.

Personal, Social and Emotional Development	Physical Development
<p>We will be :</p> <ul style="list-style-type: none"> ● Continuing to share and play co-operatively. ● Talking about how we might find some things difficult. ● Following the Golden Rules- Do be gentle, Do be kind and helpful, Do listen, Do look after property, Do be honest, Do work hard. ● Learning about the importance of basic hygiene eg washing hands before lunch etc. ● Thinking about how we are individuals and that we are all special in some way. ● Taking turns and developing our listening skills. ● Sharing our thoughts and ideas in group sessions. ● Thinking of ways to be helpful. ● Thinking about how to be a good friend. ● Starting to work with a talking partner. ● Thinking about ways to resolve conflict. ● Developing our Growth Mindset. 	<p>We will be:</p> <ul style="list-style-type: none"> ● Practising dressing and undressing independently for PE. ● Practising fine motor skills and a correct pencil grip. ● Continuing to learn how to form all out letters and numbers correctly, including writing our own names. ● Developing confidence in climbing and travelling through and around equipment. ● Understanding the importance of moving into a space and being aware of others. ● Learning how to use simple tools correctly and safely eg scissors. ● Playing simple outside games. ● Moving our bodies to Scottish music. ● Increasing our confidence and control when moving on the outside equipment. ● Thinking about healthy eating. Practising throwing, catching, aiming using bean bags and different sized balls. 

Headteacher Debbie Gilbert
Chair of Governors Jan McKeever
 East Sussex County Council



Mathematical Development	Communication, Language and Literacy
<p>We will be:</p> <ul style="list-style-type: none"> Continuing to recognise and order numbers 20. Counting beyond 20. Practising counting accurately. Counting out amounts and matching to the correct numeral. Identifying missing numbers. Counting in 2s Comparing amounts- most/fewest. Measuring and comparing objects by weight. Learning about time, sorting activities into day/night. Revisiting the naming and recognition of 3D shapes Continuing to use addition/subtraction- writing our own number sentences Exploring and using positional language Estimating amounts. Exploring sharing objects and doubling amounts. 	<p>We will be:</p> <ul style="list-style-type: none"> Learning the 2 letter graphemes (digraphs) ow,ear, air,ure Practise how to read, write words and simple sentences using these diagrams. Using 'robot voices' to sound out cvc words for reading and writing. Begin to read and write cvcc words eg bend tent etc Listening and responding to stories linked to the topic. Using puppets to act out stories. Revisiting tricky words from phase 3 letters and sounds and starting to look at phase 4 words. Writing for different purposes including lists, speech bubbles, letters, invitations, recipes, non fiction writing, descriptions. Speaking and listening to each other in a range of situations. Sharing stories linked to the topic. Learning new words linked to the topic. 
Expressive Arts and Design	Understanding the World
<p>We will be:</p> <ul style="list-style-type: none"> Exploring weaving using different mediums eg ribbon, paper, natural materials etc Listening and responding to Scottish music. Looking at tartan and make own tartan designs. Painting using water colours. Using clay to make our own Loch Ness Monsters Continuing to select our own resources and experimenting with different mediums. Learning to sing songs and rhymes linked to the topic. Making a boat to sail on a Loch! 	<p>We will be:</p> <ul style="list-style-type: none"> Finding out about Scotland and how it is the same/ different to where we live. Comparing plants and animals found in Scotland Looking at minibeasts Planting and looking after seeds Continuing to use the computers in our classroom and interacting with age appropriate software and to support our learning about Scotland. Beginning to use the Mud Kitchen. Exploring ice, floating and sinking. Drawing and labelling imaginary maps. 